



5 Washington Street
PO Box 630
Newark, NJ 07101-630




Developed by [Karl B. Schwartz](#),
Education Outreach Specialist

Lesson Plan for Grade 1-4

My Name is Sangoel

by Karen Lynn Williams and Khadra Mohammed



Summary: Sangoel is a refugee. Leaving behind his homeland of Sudan, where his father died in the war, he has little to call his own other than his name, a Dinka name handed down proudly from his father and grandfather before him.

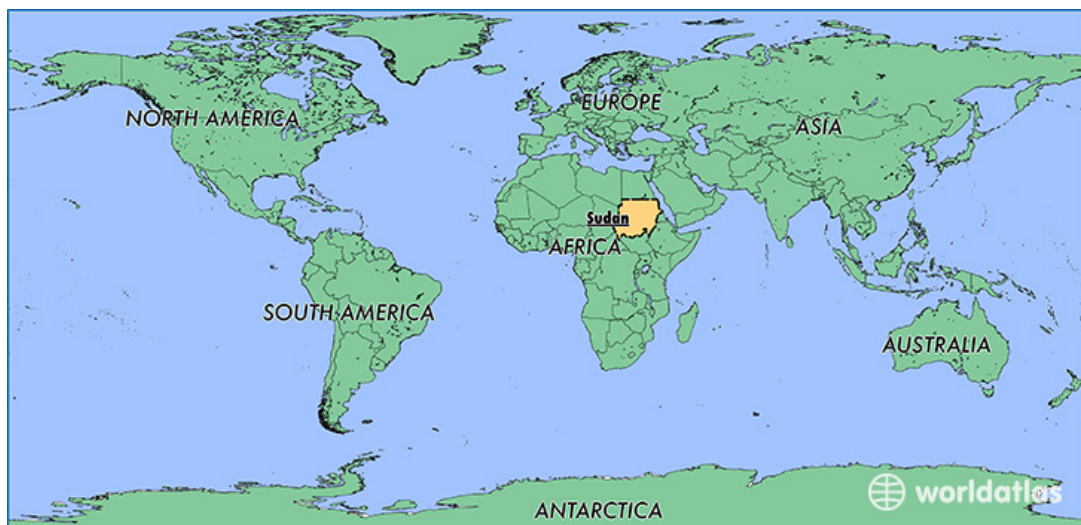
When Sangoel and his mother and sister arrive in the United States, everything seems very strange and unlike home. In this busy, noisy place, with its escalators and television sets and traffic and snow, Sangoel quietly endures the fact that no one is able to pronounce his name.

Lonely and homesick, he finally comes up with an ingenious solution to this problem, and in the process he at last begins to feel at home.

Written by the authors of the acclaimed *Four Feet, Two Sandals*, this poignant story of identity and belonging will help young readers understand the plight of the millions of children in the world who are refugees.

Pre-Reading: The following should be done before reading *My Name is Sangoel* to teach students about refugees and explore their background knowledge on the subject.

1. Begin the lesson by telling the students that they are going to be reading a story about a child who is a refugee. Ask students if they know what it means to be a refugee.
2. Tell students that a refugee is someone who is forced to leave their country because of fear. A refugee might travel to a new country because of a war or a natural disaster like a flood or earthquake. Refugees come from many different countries around the world and many of them are children. Do you know anyone who is a refugee?
3. Tell students that Sangoel is a refugee from Sudan who settles in the United States. Project for students a map of the world to show them where Sudan is located. Explain to students that refugees travel long distances to start new lives in foreign countries. It may be difficult for refugees to adapt to the climate and culture of their new countries.



Guided Reading: The following questions should be discussed while reading *My Name is Sangoel*.

1. Why does Sangoel leave Sudan? How does that make him a refugee?
2. How does Sangoel get to America?

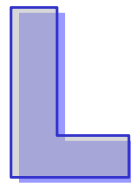
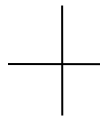
3. What about America most surprises Sangoel and his family? How must they adapt to life in America?
4. Why do can't people say Sangoel's name correctly? Do people ever say your name incorrectly?
5. How does Sangoel teach the students to say his name? (Go over all the examples of the students name cards as this will be important for the post-reading activity)

Post-Reading: The following two activities will be completed after the teacher has finished reading *My Name is Sangoel*. Depending on the available time, the teacher may have students pick from one of the two options.

Discussion: Ask students to compare and contrast *Pancho Rabbit and the Coyote* with *My Name is Sangoel*. How are they different and how are they similar? What makes an immigrant different from a refugee?

Activity 1: In the story, Sangoel draws a picture of a sun and a goal to teach students how to pronounce his name. Can you think of a creative way to teach students to say your name? Draw a picture that teaches others to say your name. If your name cannot be sounded out with pictures, try to draw a picture that represents your name.

Example



Activity 2: Sangoel feels lonely and out of place when he first moves to America. Write a letter to Sangoel to make him feel better about his new home.